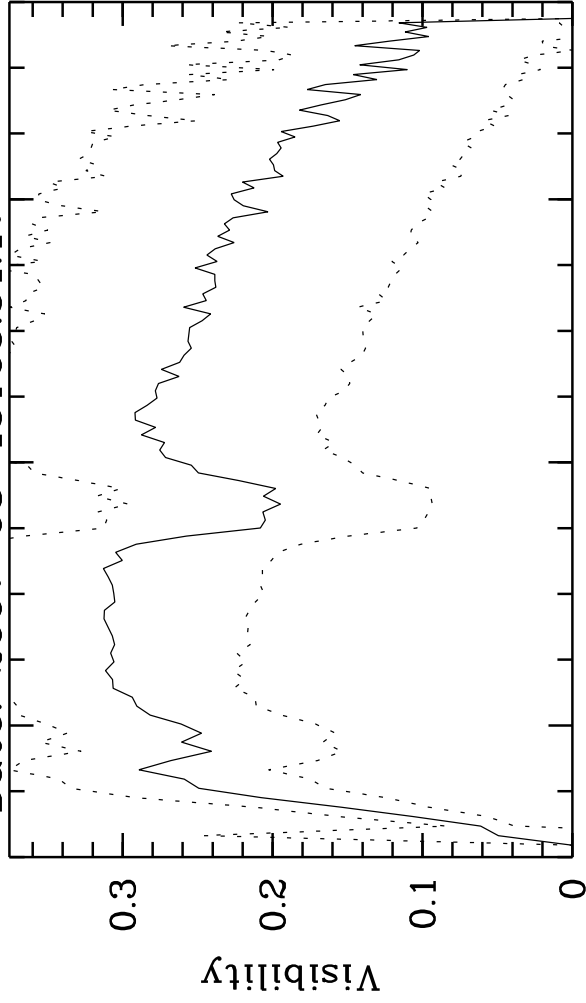
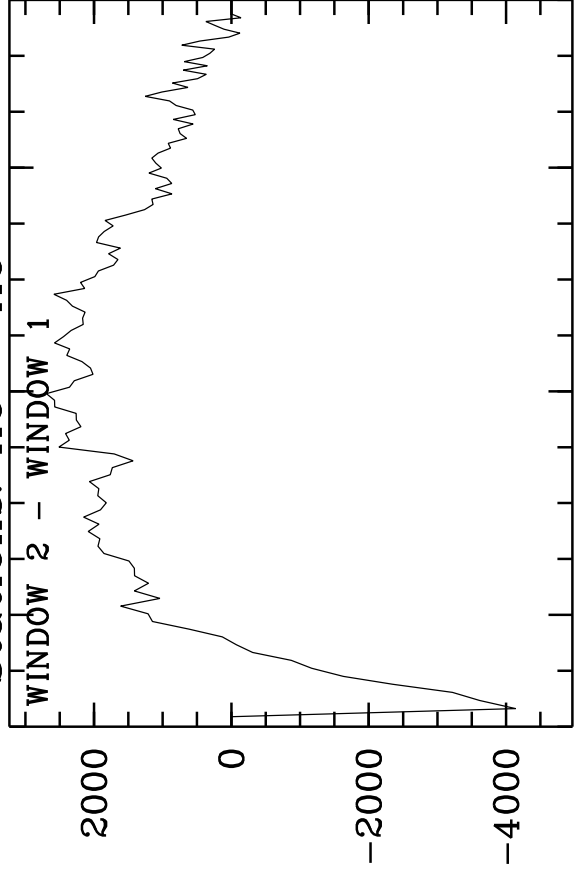


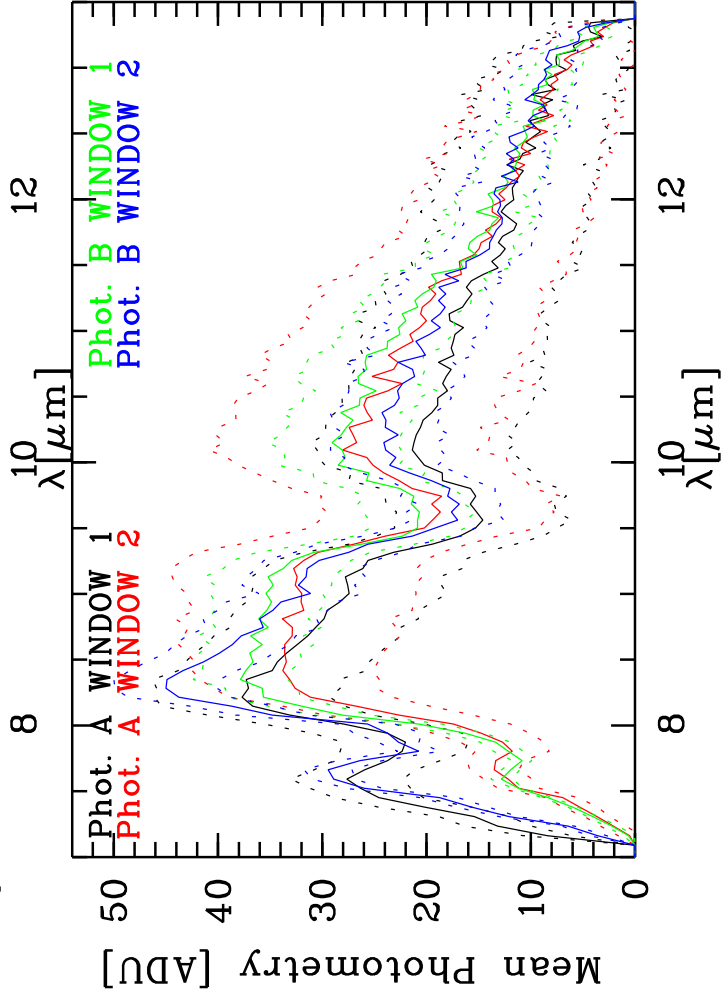
TF: 1.11600E-01 1.11500E-01 9.16000E-02 9.16000E-02 2.85000E-02
 Cal: hd211416/ Targ: HD-211416
 Mode: HIGH_SENS
 Date: 2007-08-15T05:51:17



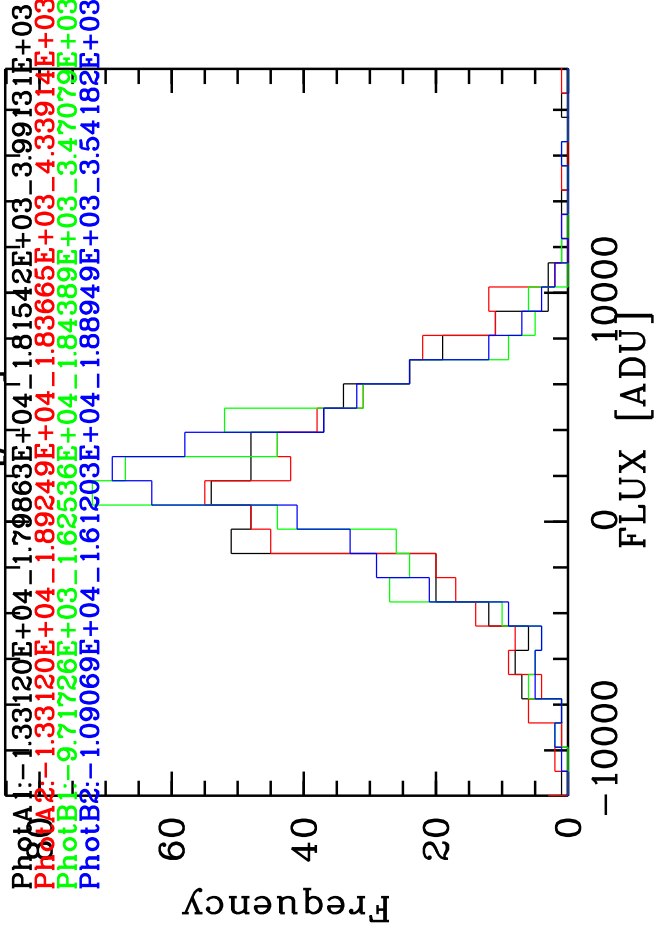
Mean Interf. Flux [ADU]



Grism: PRISM
 Pro Science: 0
 Stations: KO - A0



Phot. A WINDOW 1
 Phot. A WINDOW 2
 Phot. B WINDOW 1
 Phot. B WINDOW 2



PhotA1: 1.33120E+04 -1.79865E+04 -1.81542E+03 -3.99131E+03
 PhotA2: 1.33120E+04 -1.89249E+04 -1.83665E+03 -4.33917E+03
 PhotB1: 9.71726E+03 -1.62536E+04 -1.84389E+03 -3.47079E+03
 PhotB2: 1.09069E+04 -1.61203E+04 -1.88949E+03 -3.54182E+03

FLUX [ADU]