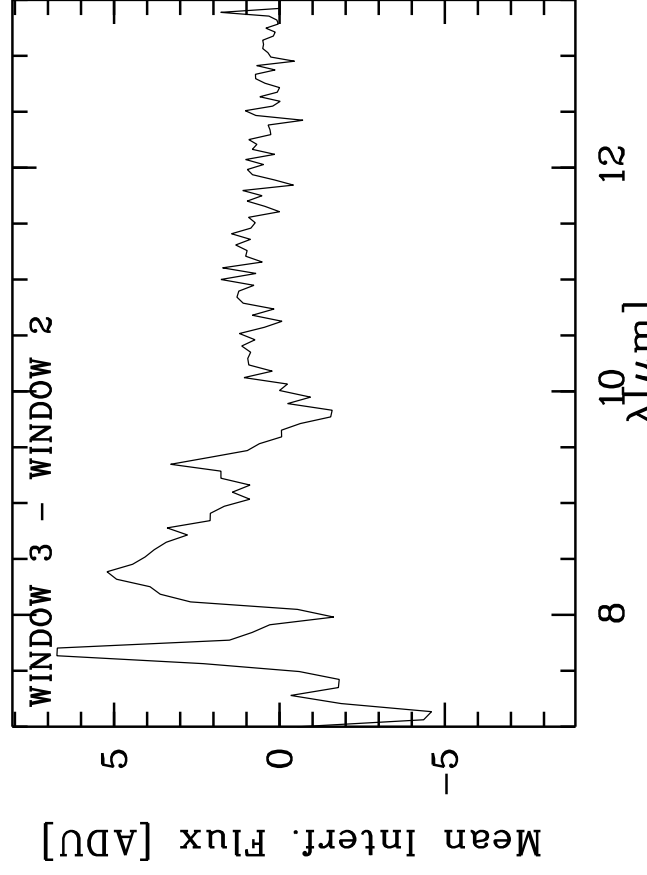
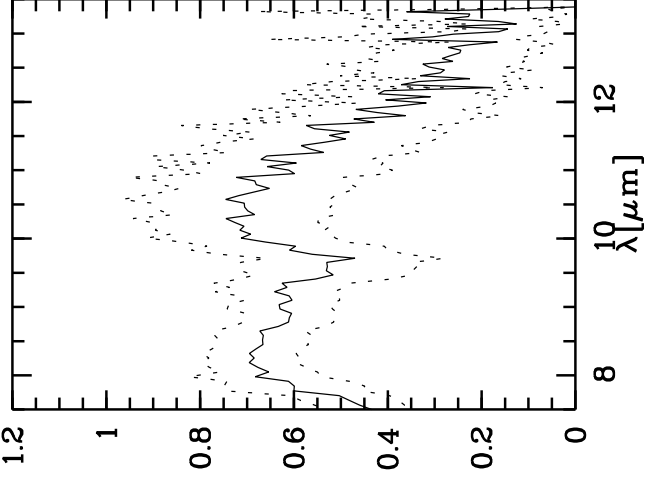
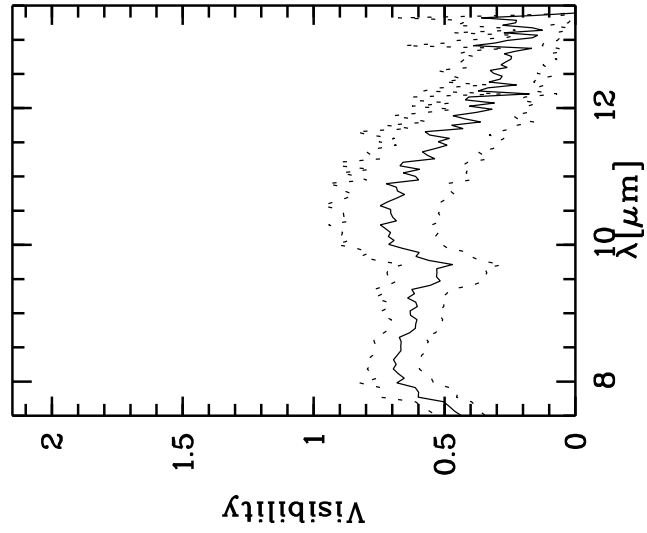


HD224935 - TF: 4.32600E-01 3.84900E-01 5.08600E-01 5.08600E-01 5.08600E-01 7.06000E-02
 Targ: 30Psc/CAL_30Psc_RAqr_1 - Stations: C1 - B2 - Mode: SCI_PHOT/PRISM
 r.MIDI.2011-08-13T08:58:51.179 started: 2011-08-13T08:44:50 - Pro Science: 0000



WINDOW 1
WINDOW 2

WINDOW 3
WINDOW 4

PhotA: 1.52912E+04 1.15876E+04 1.15876E+04 7.39186E+02 2.31268E+03
 Int2: 1.61261E+04 1.31342E+04 1.59590E+03 2.45056E+03
 Int3: 1.43360E+04 1.28163E+04 1.67400E+03 2.47951E+03
 PhotB: 1.45249E+04 1.27520E+04 8.72997E+02 2.11009E+03

