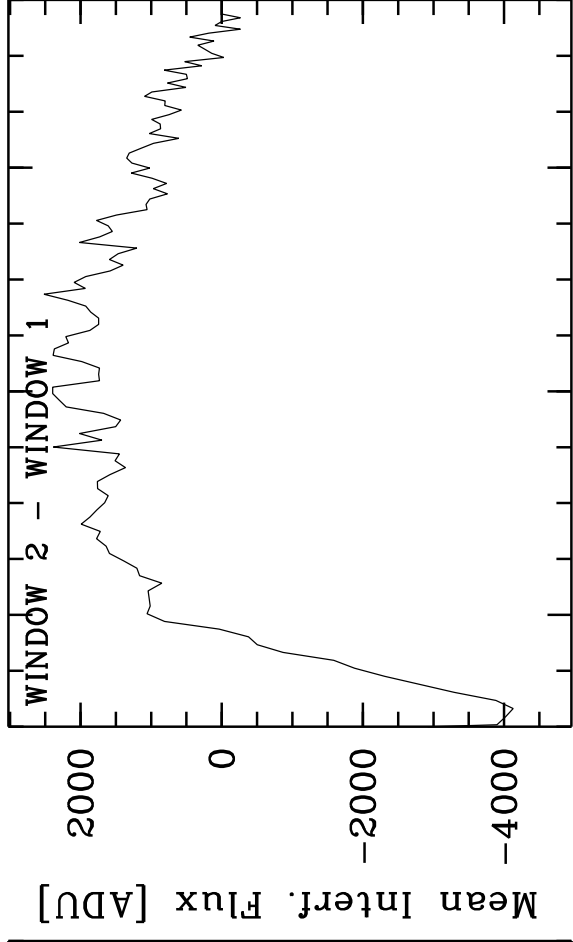
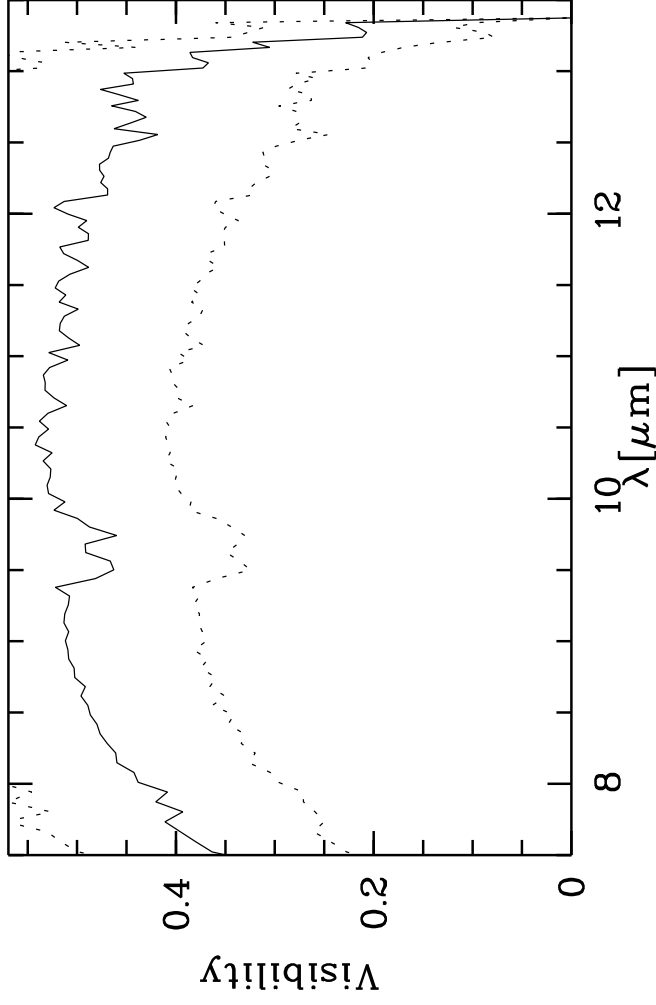
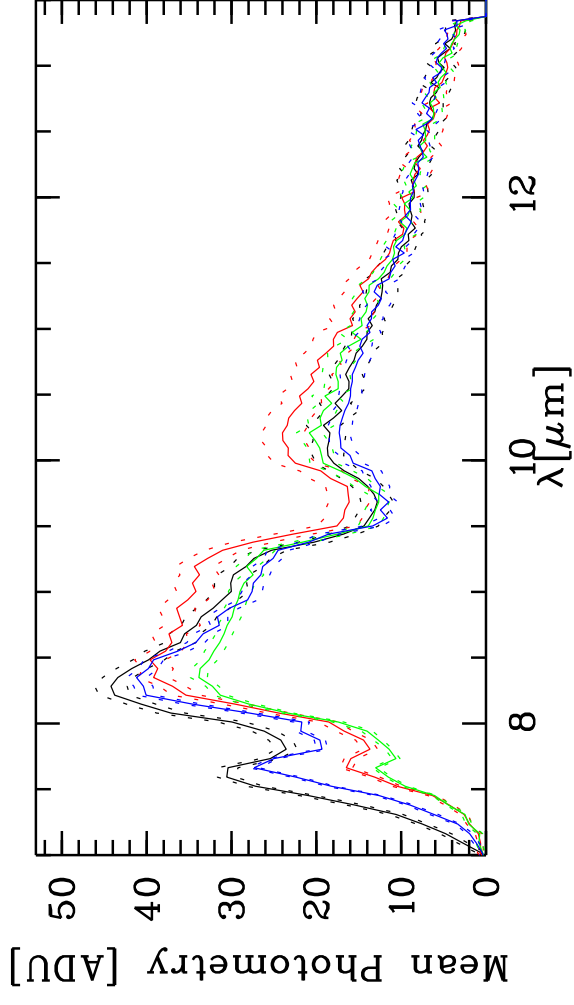


HD224935 - TF: 2.43700E-01 2.59800E-01 2.81600E-01 2.81600E-01 1.92300E-01
 Targ: hd-224935/CAL_00:01-06-(59-Jy) - Stations: C1 - A1 - Mode: HIGH_SENS/
 r.MIDI.2012-07-29T08:17:20.000 started: 2012-07-29T08:07:50 - Pro Science: 0000



Phot. A WINDOW 1
 Phot. A WINDOW 2

PhotA1:-1.01211E+04
 PhotA2:-1.01211E+04
 PhotB1:-8.08627E+03
 PhotB2:-7.98640E+03



1.24481E+04
 1.25210E+04
 1.86507E+04
 1.60688E+03
 1.97506E+03
 2.11038E+03
 2.1541E+03
 2.18703E+03
 2.18367E+03

