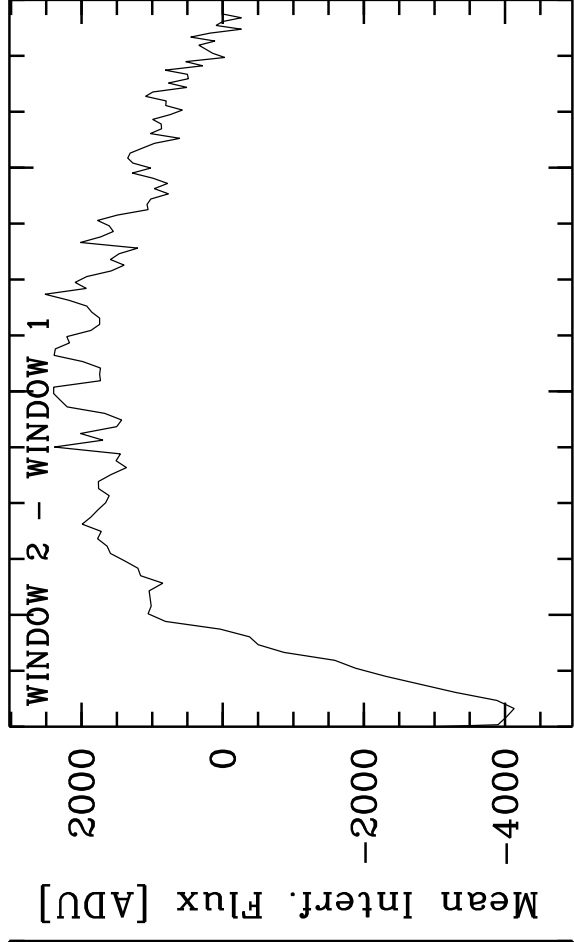
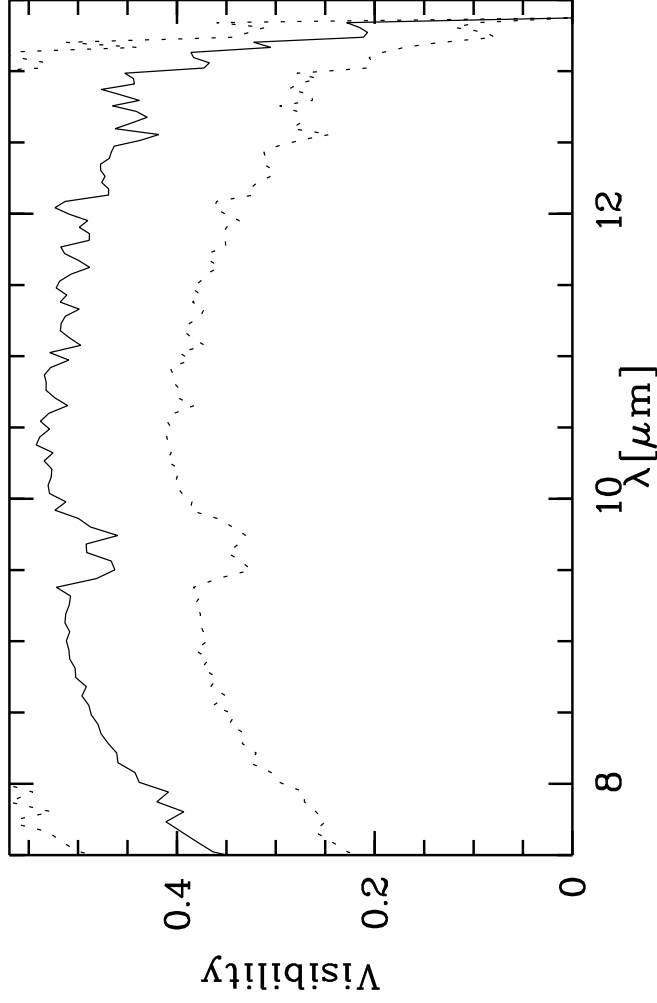
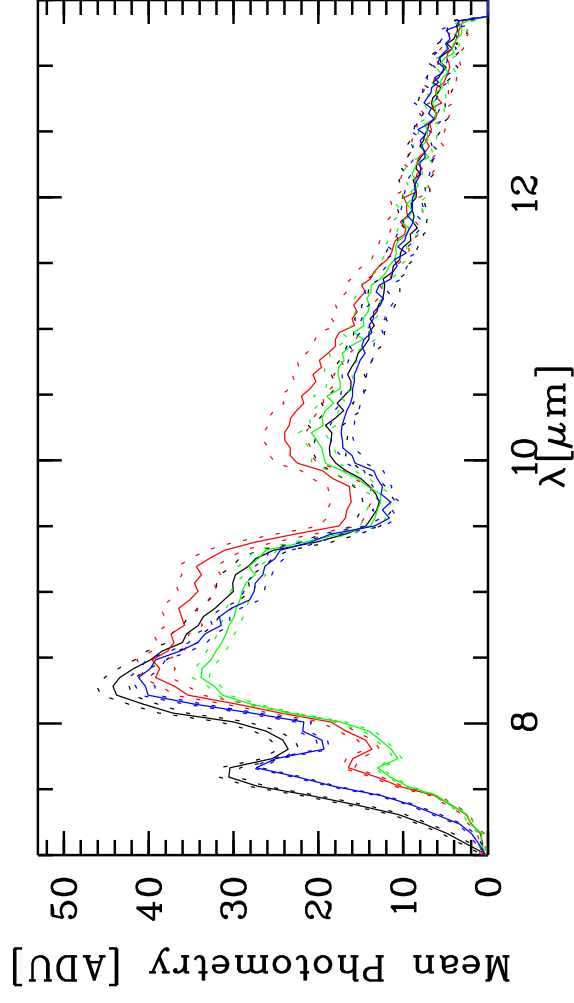


HD224935 - TF: 2.43700E-01 2.59800E-01 2.81600E-01 2.81600E-01 1.92300E-01
 Targ: hd-224935/CAL_00:01-06-(59-Jy) - Stations: C1 - A1 - Mode: HIGH_SENS/
 r.MIDI.2012-07-29T08:17:20.000 started: 2012-07-29T08:07:50 - Pro Science: 0000



Phot. A WINDOW 1 Phot. B WINDOW 1
 Phot. A WINDOW 2 Phot. B WINDOW 2



PhotA1:-1.01211E+04 -1.24481E+04 -1.97506E+03 -2.11038E+03
 PhotA2:-1.01211E+04 -1.25210E+04 -1.97729E+03 -2.21541E+03
 PhotB1:-8.08627E+03 -1.86507E+04 -1.60688E+03 -2.18703E+03
 PhotB2:-7.98640E+03 -1.88861E+04 -1.71087E+03 -2.18367E+03

