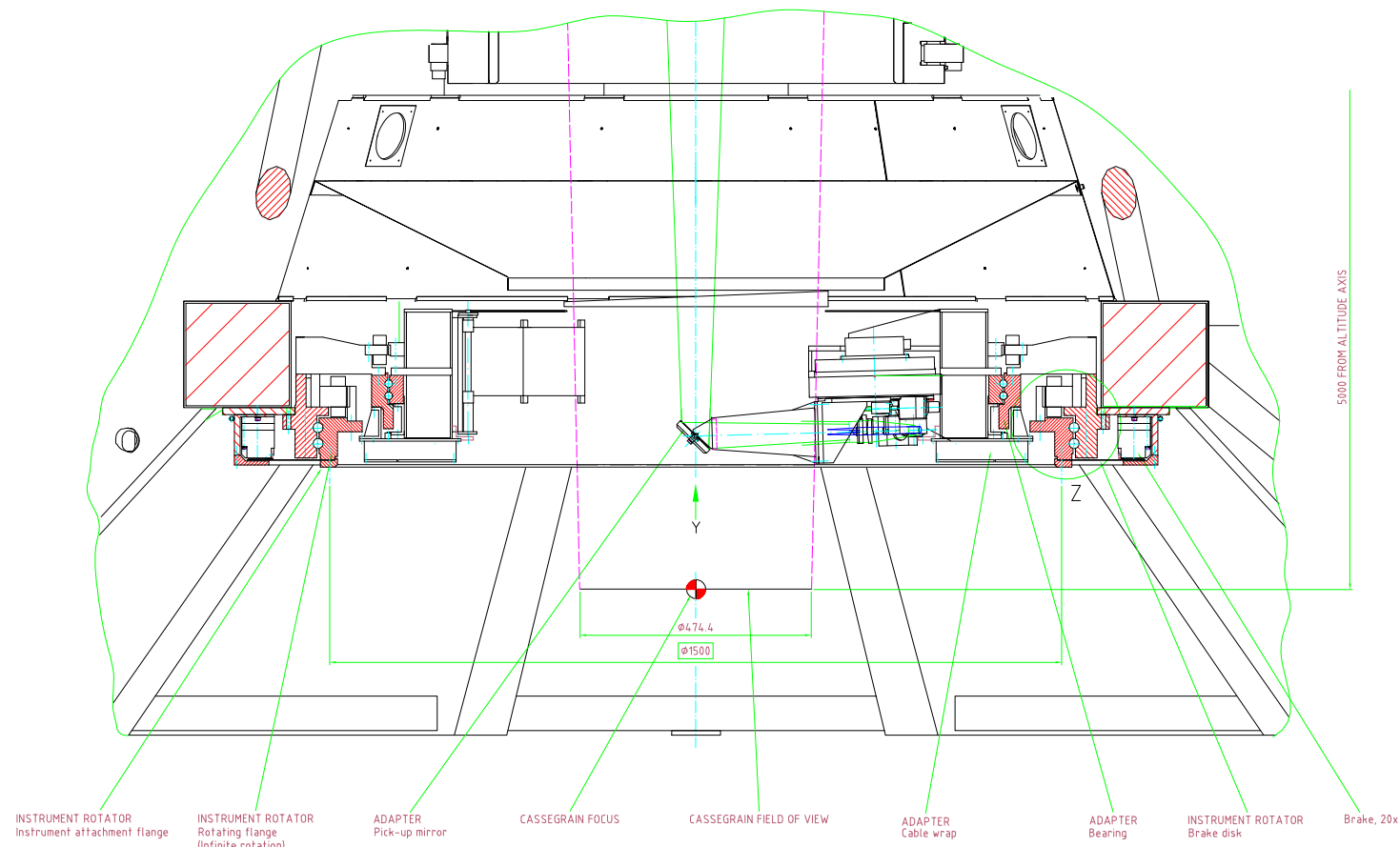
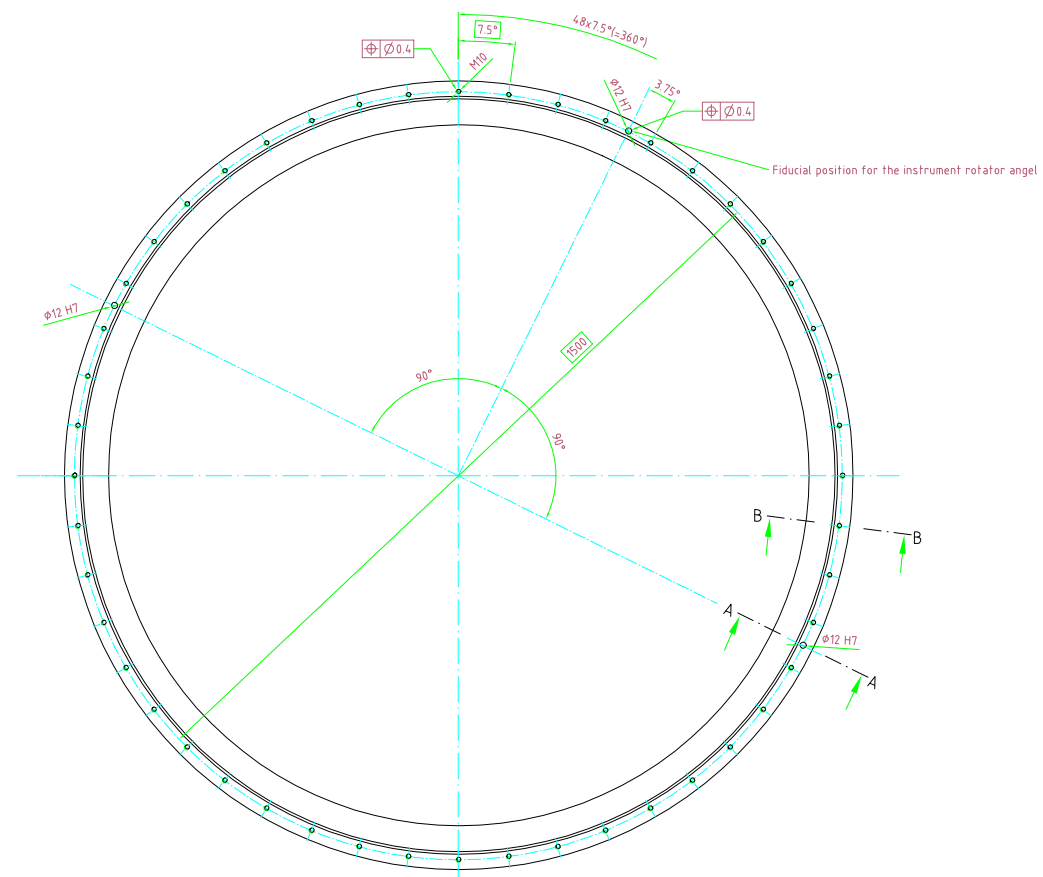


DETAIL X
see VLT-DWG-ESO-11430-2052

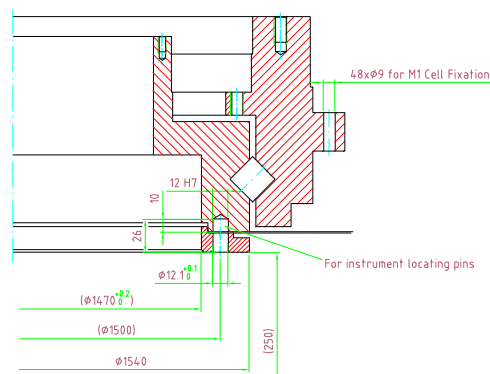


- INSTRUMENT ROTATOR Instrument attachment flange
- INSTRUMENT ROTATOR Rotating flange (Infinite rotation)
- ADAPTER Pick-up mirror
- CASSEGRAIN FOCUS
- CASSEGRAIN FIELD OF VIEW
- ADAPTER Cable wrap
- ADAPTER Bearing
- INSTRUMENT ROTATOR Brake disk
- Brake, 20x

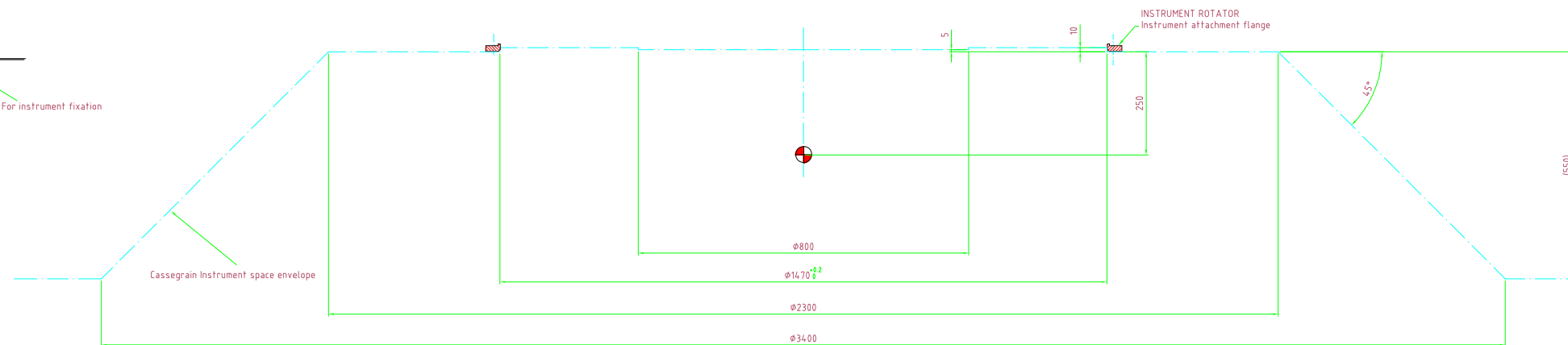
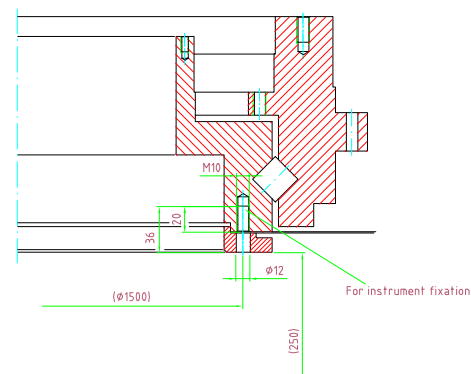
View Y
(ONLY INSTRUMENT ROTATOR / ROTATING FLANGE PRESENTED)



DETAIL Z / SECTION A-A
1:2
Section through $\phi 12H7$ holes
(ONLY INSTRUMENT ROTATOR PRESENTED)



DETAIL Z / SECTION B-B
1:2
Section through M10 threads
(ONLY INSTRUMENT ROTATOR PRESENTED)



Scale	1:5	General Tolerances	ISO 2768	Product Name	VLT-CASSEGRAIN INTERFACE
Design	10/05/01	Date	10/05/01	Name	UNIT TELESCOPE SECTION
Drawn	10/05/01	Checked	10/05/01	Product Code	ALT/AZ AXIS - Detail of Instrument Rotator
Issue	10/05/01	Approved	10/05/01	Project Code	VLT-DWG-ESO-11430-2055
Drawn	10/05/01	Checked	10/05/01	Project Code	VLT-DWG-ESO-11430-2055
Issue	10/05/01	Approved	10/05/01	Project Code	VLT-DWG-ESO-11430-2055