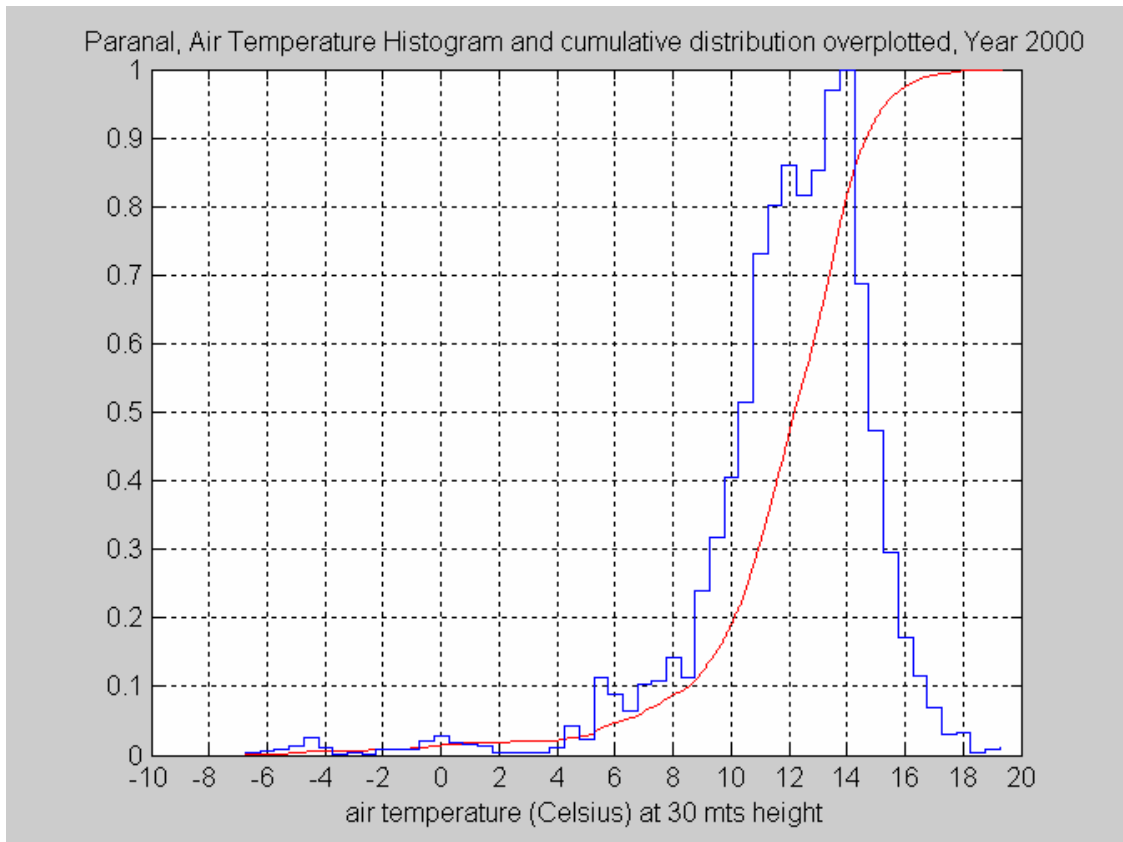


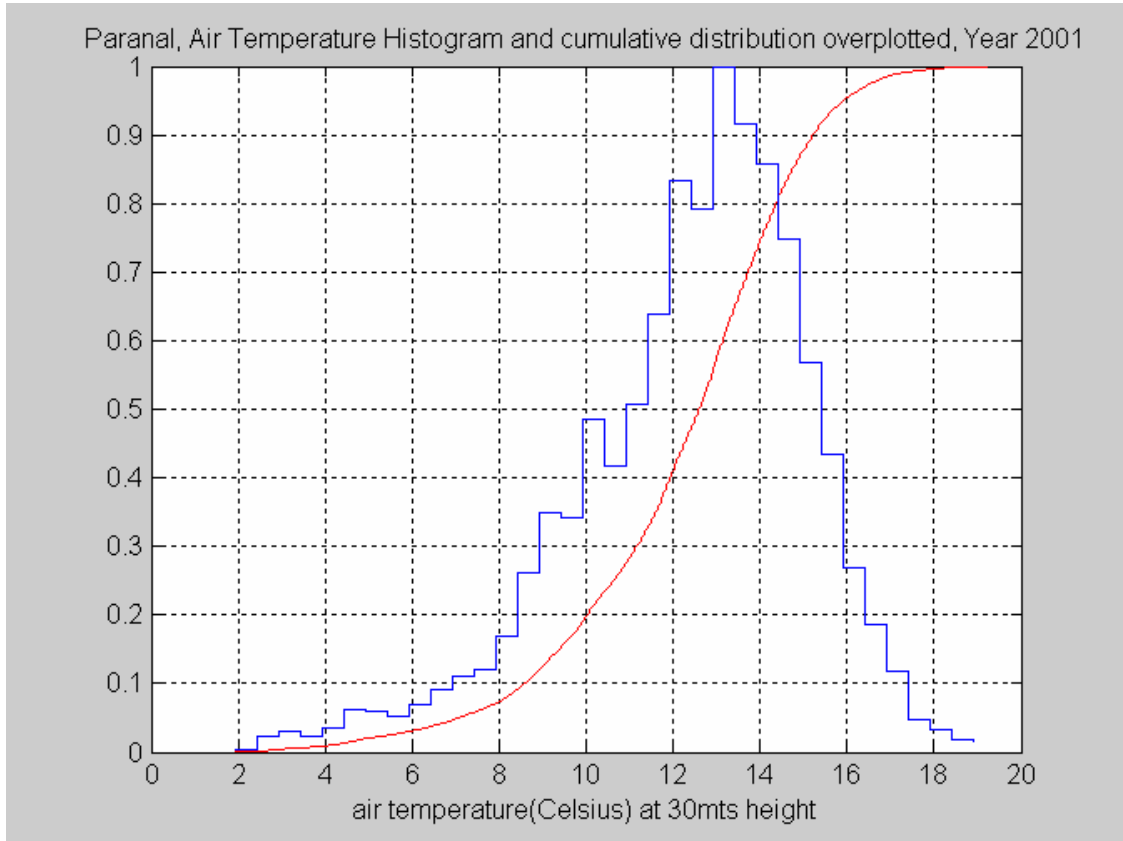
Air Temperature Statistics at Paranal
2000-2006

J. Navarrete, 04 March 2007



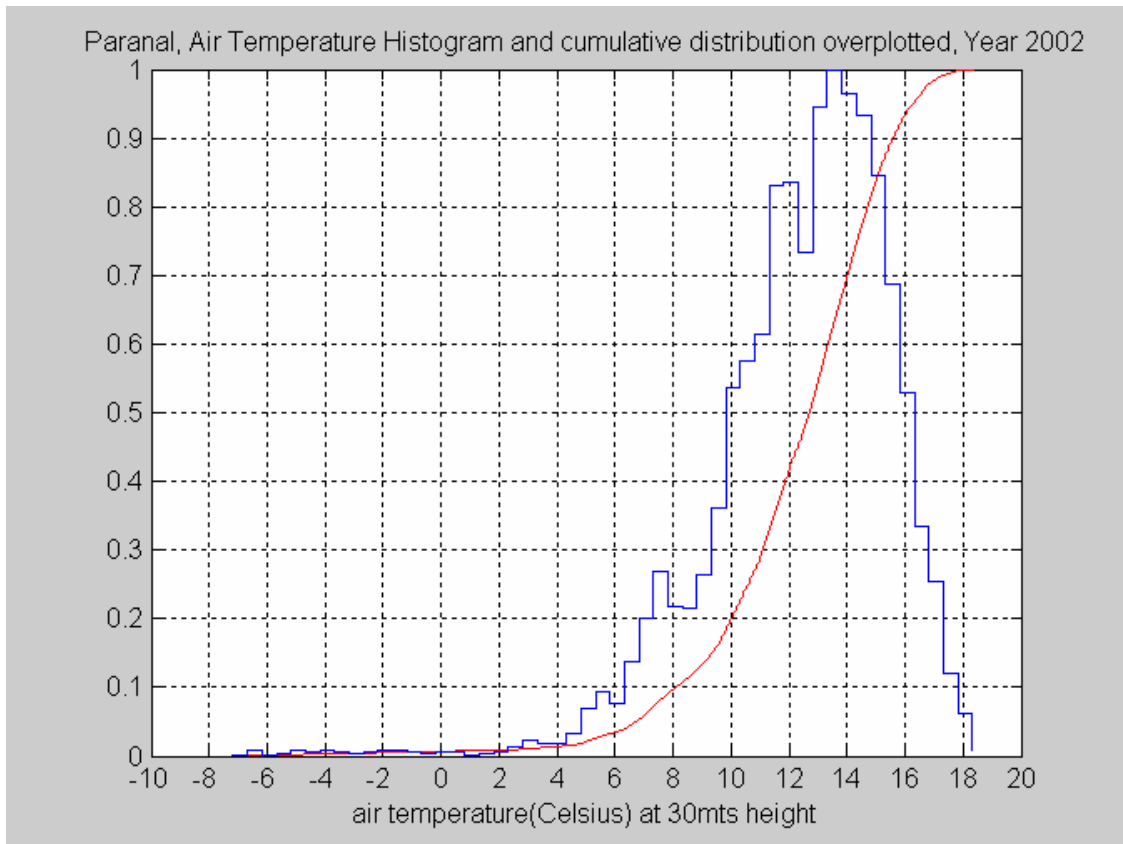
Seasonal and Yearly Air Temperature at 30mts height, Paranal 2000

	Jan-Mar.	Apr-Jun.	Jul-Sep.	Oct-Dec.	Year
Min	7.66	-2.61	-6.74	6.86	-6.74
5%	9.41	4.65	-5.46	8.91	6.24
Median	12.35	11.30	9.67	13.18	12.18
Average	12.27	10.76	6.89	12.79	11.73
95%	14.58	15.50	12.12	15.77	15.34
Max	18.02	19.42	12.56	17.32	19.42
St dev	1.58	3.61	6.25	2.08	3.10



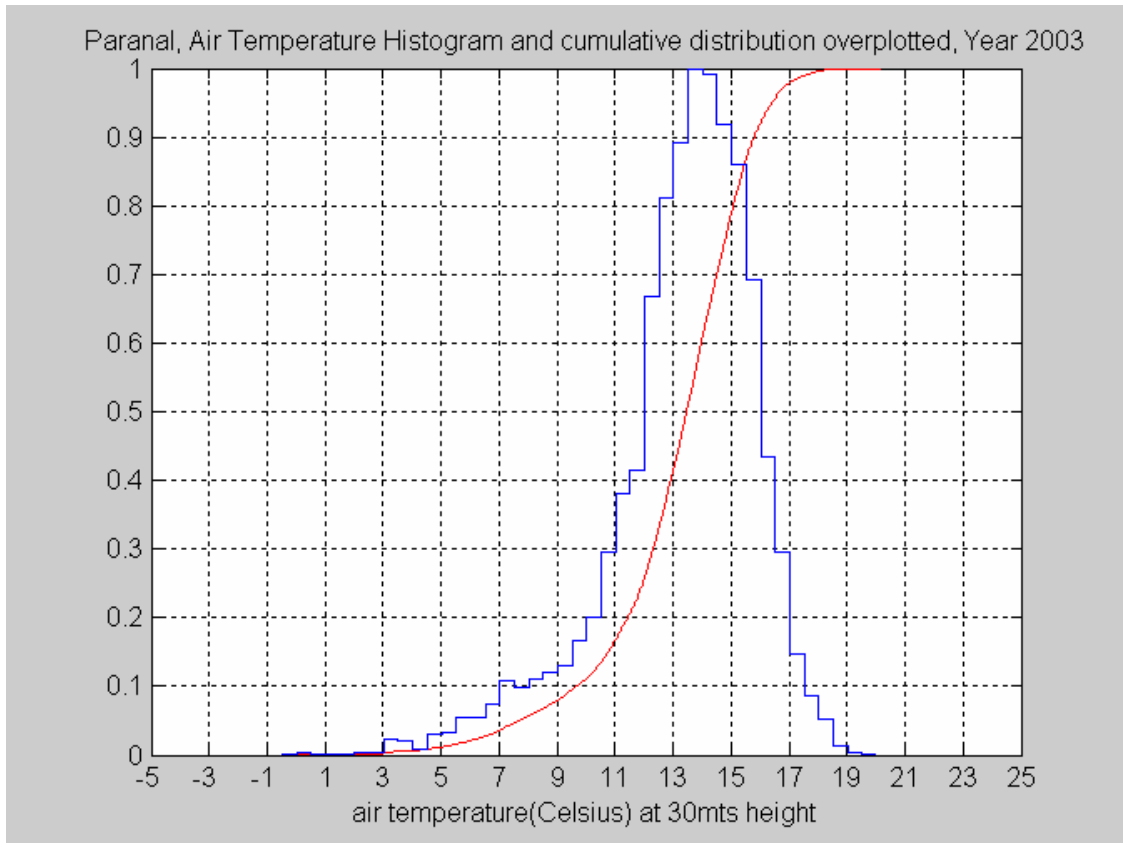
Seasonal and Yearly Air Temperature at 30mts height, Paranal 2001

	Jan-Mar.	Apr-Jun.	Jul-Sep.	Oct-Dec.	Year
Min	8.22	2.06	2.11	1.92	1.92
5%	10.56	5.85	5.90	9.40	7.07
Median	13.18	11.80	10.97	13.59	12.60
Average	13.20	11.52	10.78	13.15	12.17
95%	16.00	16.68	15.23	15.87	15.92
Max	18.91	19.27	17.52	18.64	19.27
St dev	1.63	3.11	2.76	2.23	2.71



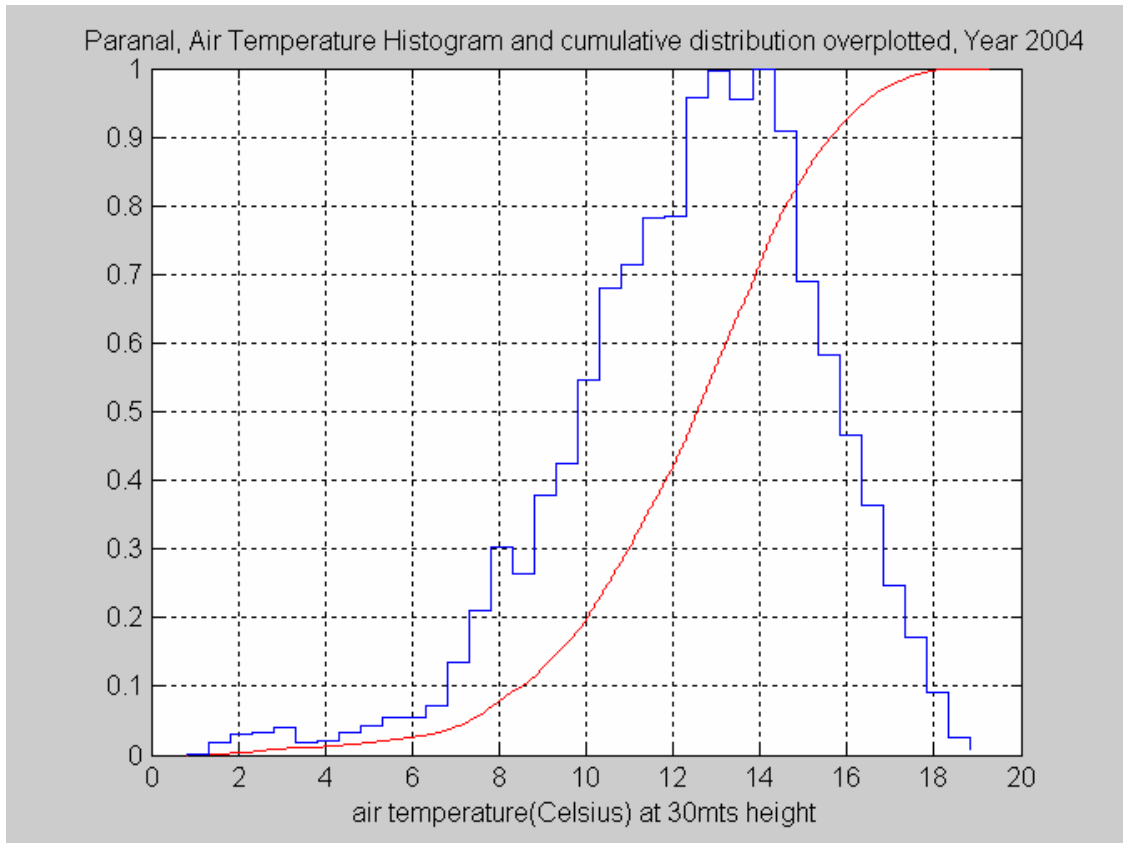
Seasonal and Yearly Air Temperature at 30mts height, Paranal 2002

	Jan-Mar.	Apr-Jun.	Jul-Sep.	Oct-Dec.	Year
Min	6.74	2.18	-7.18	5.71	-7.18
5%	10.63	5.29	5.27	9.39	6.73
Median	13.41	11.23	11.19	13.43	12.70
Average	13.38	11.31	10.83	13.23	12.19
95%	15.96	16.60	15.81	16.42	16.28
Max	18.17	18.09	18.28	18.40	18.40
St dev	1.65	3.47	3.79	2.13	3.11



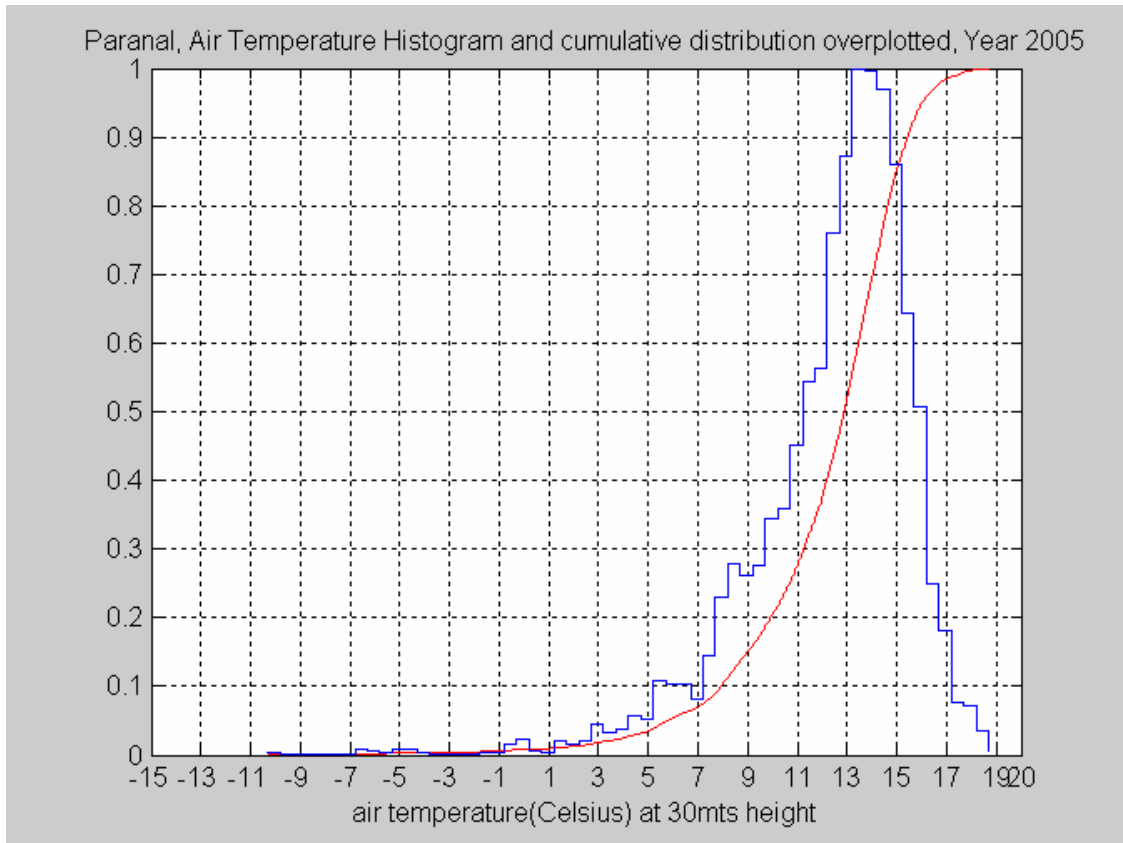
Seasonal and Yearly Air Temperature at 30mts height, Paranal 2003

	Jan-Mar.	Apr-Jun.	Jul-Sep.	Oct-Dec.	Year
Min	6.47	4.40	-0.48	7.01	-0.48
5%	11.53	8.11	5.41	9.55	7.72
Median	14.51	13.39	11.78	13.65	13.46
Average	14.35	13.16	11.29	13.48	13.05
95%	16.76	16.47	15.28	16.52	16.42
Max	20.18	18.32	17.85	18.19	20.18
St dev	1.67	2.32	3.04	2.06	2.58



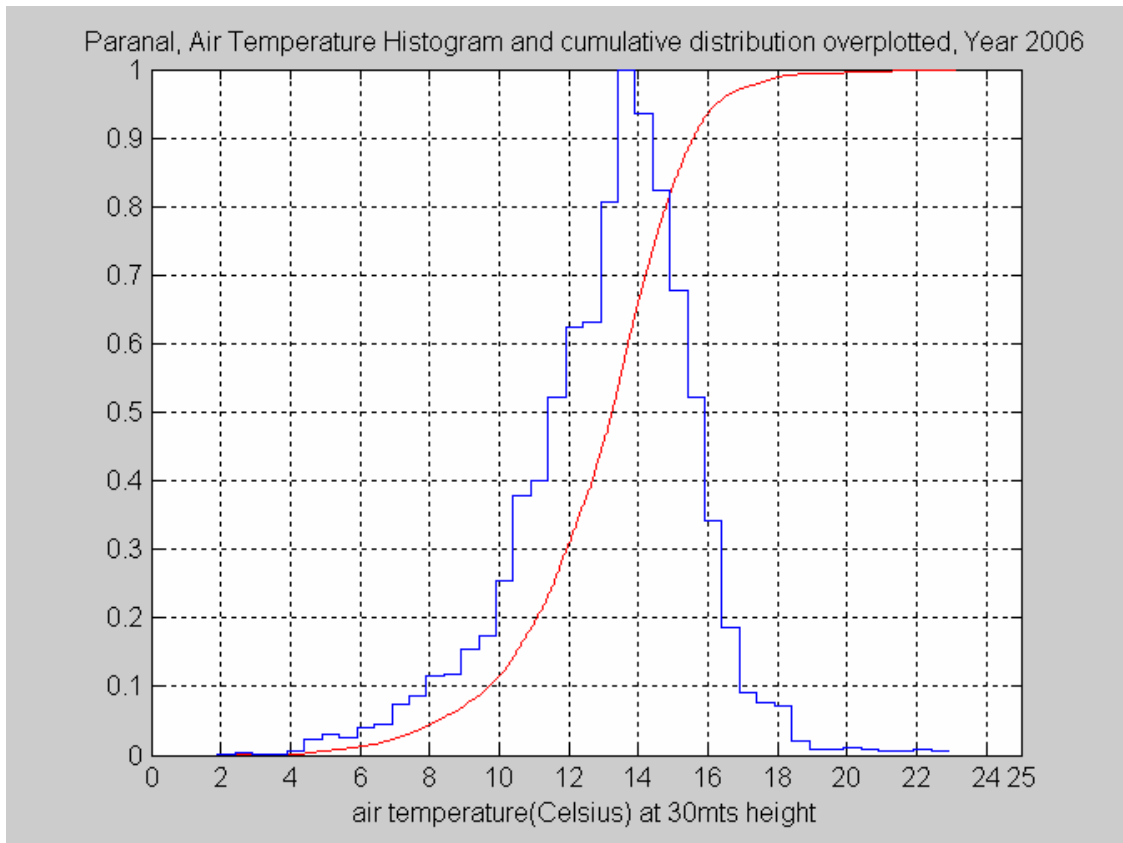
Seasonal and Yearly Air Temperature at 30mts height, Paranal 2004

	Jan-Mar.	Apr-Jun.	Jul-Sep.	Oct-Dec.	Year
Min	7.69	1.82	0.82	6.32	0.82
5%	10.24	6.11	5.53	9.45	7.33
Median	13.87	11.23	10.92	12.93	12.55
Average	13.78	11.40	10.91	12.79	12.24
95%	17.18	16.36	15.88	15.68	16.41
Max	18.98	17.67	18.89	19.29	19.29
St dev	2.07	3.12	3.16	1.84	2.84



Seasonal and Yearly Air Temperature at 30mts height, Paranal 2005

	Jan-Mar.	Apr-Jun.	Jul-Sep.	Oct-Dec.	Year
Min	6.88	3.84	-10.30	4.59	-10.30
5%	9.97	7.30	1.97	8.12	5.78
Median	13.95	12.71	11.42	12.80	12.88
Average	13.67	12.22	10.28	12.35	12.14
95%	16.37	16.31	15.92	15.38	16.01
Max	18.24	18.59	18.73	17.74	18.73
St dev	1.89	2.83	4.69	2.15	3.31



Seasonal and Yearly Air Temperature at 30mts height, Paranal 2006

	Jan-Mar.	Apr-Jun.	Jul-Sep.	Oct-Dec.	Year
Min	8.52	4.27	1.91	6.96	1.91
5%	10.52	7.94	6.87	9.28	8.23
Median	13.61	12.90	12.23	13.58	13.25
Average	13.63	12.60	12.09	13.29	12.90
95%	16.50	16.00	16.90	15.92	16.28
Max	18.62	19.28	23.16	18.79	23.16
St dev	1.74	2.42	3.23	1.96	2.48