


View W 1:10  
View from below


12x machined surface, ca.140x200  
for M1 Carriage

NASMYTH A SIDE

NASMYTH B SIDE

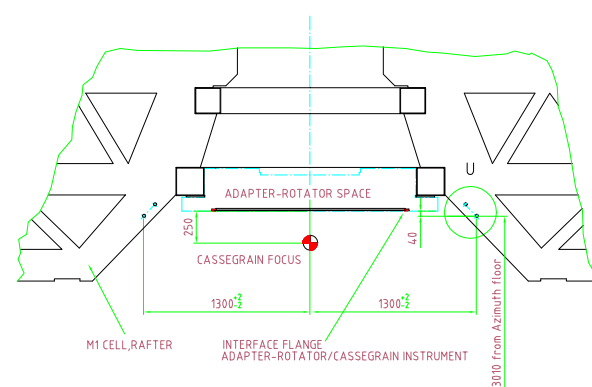


SPACE FOR PHOTOS

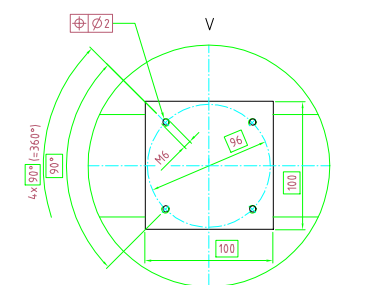


BOLT HOLES FOR CASSEGRAIN INSTRUMENT LIFTING ACTUATOR

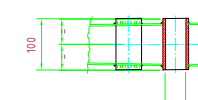
A-A 18°



ATTACHMENT PLATE FOR CASSEGRAIN EQUIPMENT

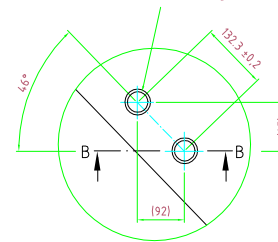


B-B

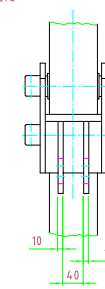
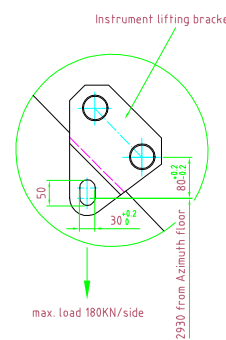
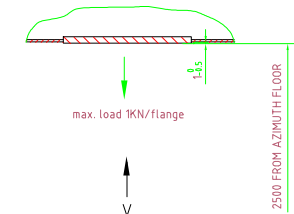


U 1:5

Welded-in tubes for instrument lifting brackets



C-C 1:2



SCP-A SCP-C  
SCP-B  
324.8 FROM AZIMUTH FLOOR LEVEL  
3100 FROM AZIMUTH FLOOR LEVEL  
3100 FROM AZIMUTH FLOOR LEVEL

Scale:	1:20	General Tolerances:	ISO 2768	Product Name:	VLT-CASSEGRAIN INTERFACE
Design:	10/05/01	Date:	10/05/01	Name:	CASSEGRAIN FLANGE
Drawn:	10/05/01	Checked:	10/05/01	View from below:	View from below
Issue:	10/05/01	Project Number:	11430-2053	Sheet:	1
File Name:	11430-2053	Drawn By:	11430-2053	Scale:	1:20
Project:	11430-2053	Date:	10/05/01	Project Manager:	11430-2053